

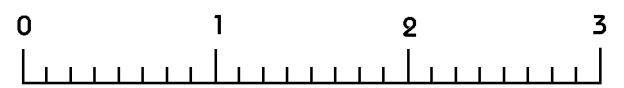
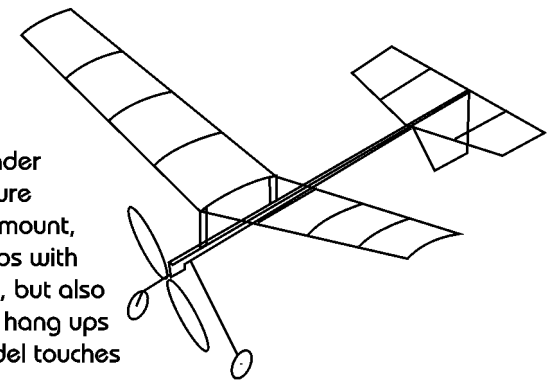
- Blatter "40" Rules:**
- 1: Must be build from these plans.
 - 2: Must use commercially available plastic prop and hub assembly, 5.5" max. Proppeller must not be altered!
 - 3: Must R.O.G. each flight.
 - 4: Unlimited attempts to obtain four flights of 5 s or more. Score is best 3 flights.

Design wingspan is 16" or 8"/panel


Note: Carry model in a closed cardboard box. Wind is **DESTRUCTIVE!**

Wing LE and TE are 1/16" strip stock. Only one rib is used at the center joint. This is added after the wing panels are joined.

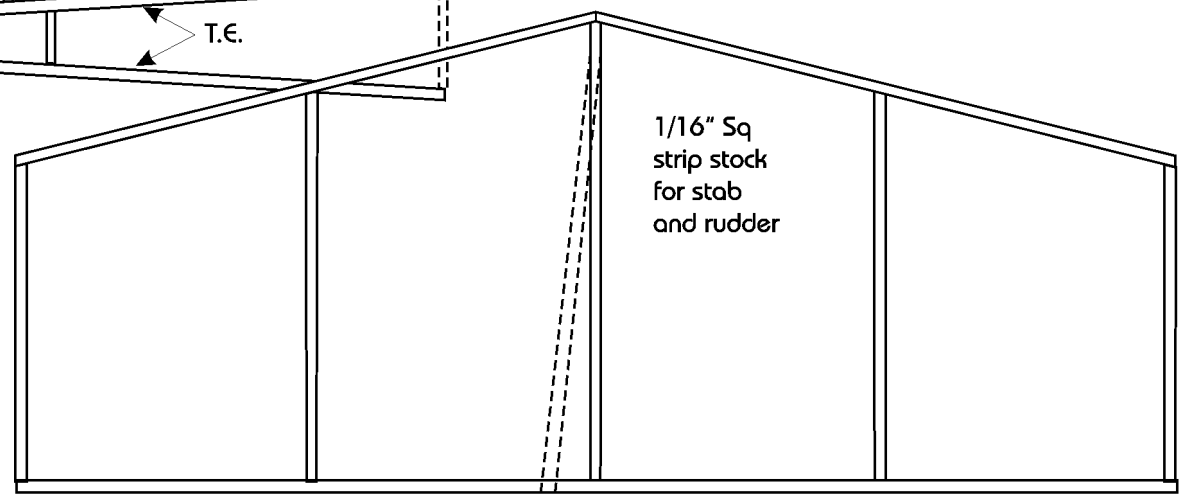
2" dihedral under each tip. Be sure to keep this amount, it not only helps with flying stability, but also helps prevent hang ups when the model touches the ceiling.



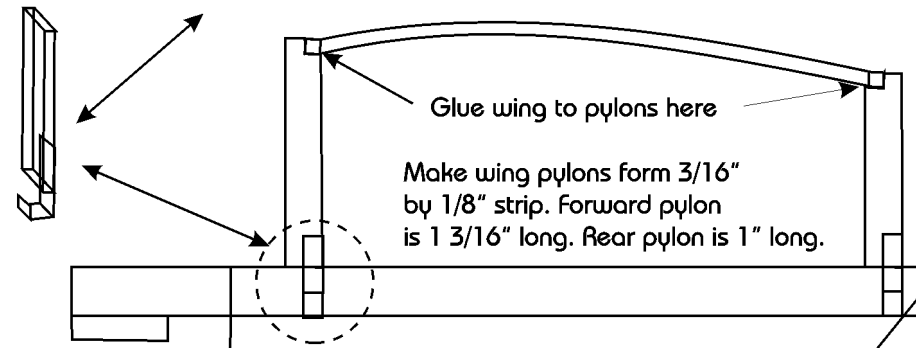
Wing is held to fuselage with "J" hooks. The hooks are made form thin aluminium sheet. A good source is aluminium soft drink cans. Glue the hooks to the pylons, but not the fuselage. Adjust the fit to allow the wing to move fore and aft to adjust the CG.



Ribs are stripped form 1/32" sheet. Cut all ribs the same size to start. When fitting them to the wing outline, trim from the trailing edge.



1/16" Sq strip stock for stab and rudder



Glue wing to pylons here
Make wing pylons form 3/16" by 1/8" strip. Forward pylon is 1 3/16" long. Rear pylon is 1" long.

Use 5.5" plastic prop and nylon nose bearing from AMA Cub or similar source.

A good starting point on rubber is a 15" loop of 1/16"

Cover the model with tissue on one side only. **DO NOT WATER SHRINK!**

For competition, the model must conform to the plan outline. No modification are allowed to the plastic prop and bearing assembly other than flash removal and balancing through the addition of weight to the light prop blade.

Fuselage is cut from 1/8" sheet.

Blatter "40"

Designed by Al Blatter
CAD version by Paul Bradley 1/97
Redrawn for Balsa Beavers Model Flying Club by Janek Zalewski 2002
for more info send e-mail to info@balsabeavers.ca
www.balsabeavers.ca

Use .015 - .020 wire for landing gear and rear motor hook.

Note: Rudder mounts with 1/4" offset for left turn. See stab drawing.

3/4" Balsa Wheels cut from 1/32" sheet. Rolled tissue paper tube for hubs. Use a drop of glue on end of axil.



* CANADA *
WWW.BALSABEAVERS.CA

Blatter "40"